

Pattern Book

Guide to Modular Designs



floridatile



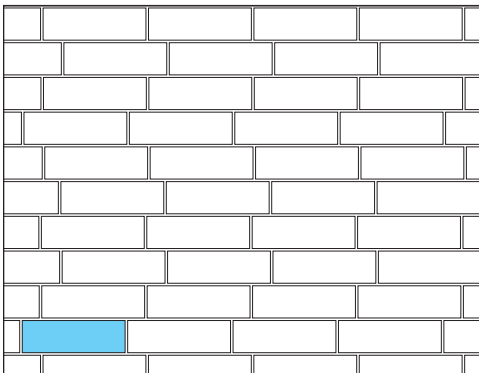
This pattern book was designed by Florida Tile to be used as an inspirational tool to provide examples of floor tile patterns. While dimensionally these patterns work, each circumstance is unique. Given the inherent variations of a man-made product, it is always recommended that when working with a pattern the layout is done first in a dry-run, before the tile is actually set. Other factors that need to be considered are the thickness of the grout joints and the thickness of the tiles of different sizes. Commonly larger format tiles tend to be thicker than smaller format tiles. Particular attention should be paid to the thicknesses of each of these varying sizes, since these differences in thickness may result in an uneven floor. Additionally, special installation may be required to ensure a consistent and even floor surface.

Each diagram represents a different pattern, with the highlighted area showing the single design that is repeated. When measuring your floor, use the standard Length x Width to gain a square footage, always allowing for extra breaks and cuts. To the right of each pattern, the numbers show what percentage of that total area that will be comprised of the specific tile size. Note that this number is specific to the tile size & pattern shown. When laying multiple sized tiles it is crucial that you order the right quantities of each size. The calculations are believed to be accurate and correct, however, final responsibility for pattern calculation and usage rests with the user and not Florida Tile.

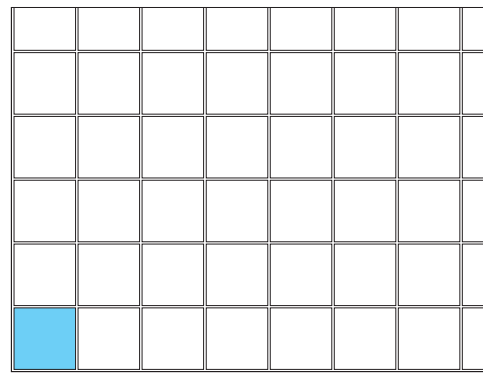
Hints & Tips

- never assume a room is perfectly square, be sure to square off from the center and begin your pattern along one edge
- to avoid rough edges on tile, always float the floor to a level state before installing tile
- always round to the next highest footage with calculating square footage of tile needed
- when using a single size tile, use only one caliber on a job; the sizes may vary from tile to tile and a proper grout joint width must be selected
- when choosing a pattern with multiple sizes, calibers should be synchronized within tile sizes; multiple caliber sizes may need to be used to insure a proper width grout joint
- if series is indicated as a modular product, calibers should not be an issue


One Tile Patterns



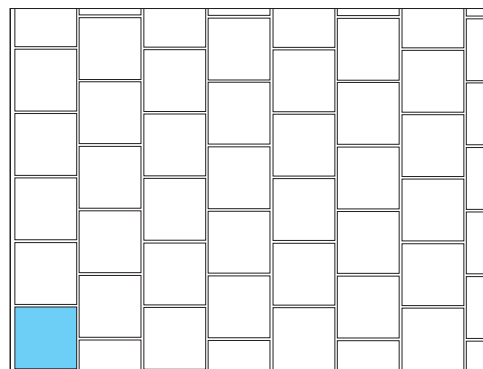
4x12 100%
4x24 100%
6x18 100%
6x36 100%



6x6 100%
12x12 100%
13x13 100%
18x18 100%
19x19 100%
20x20 100%
24x24 100%

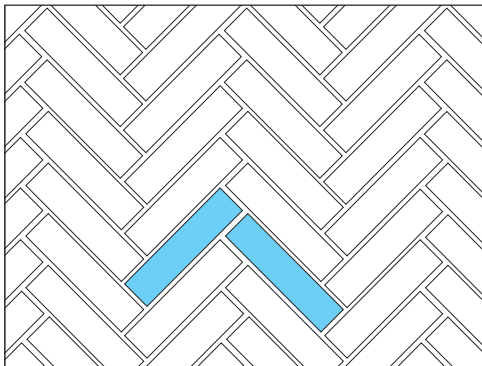


6x6 100%
12x12 100%
13x13 100%
18x18 100%
19x19 100%
20x20 100%
24x24 100%

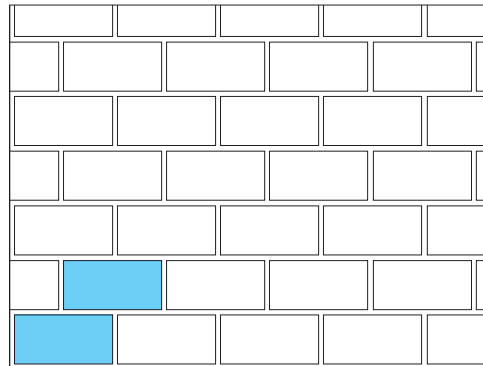


6x6 100%
12x12 100%
13x13 100%
18x18 100%
19x19 100%
20x20 100%
24x24 100%

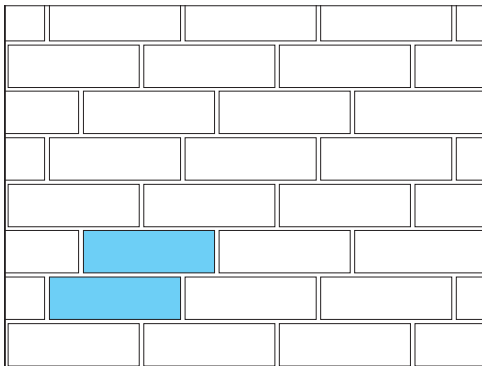
One Tile Patterns [continued]



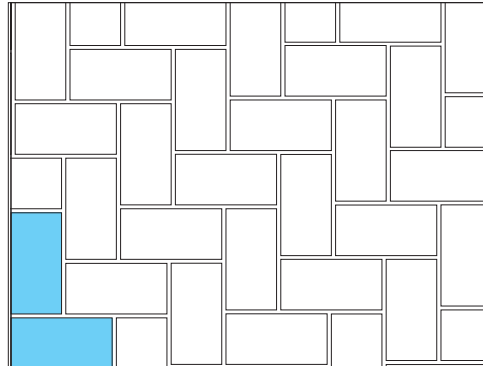
6x24 100%
8x24 100%



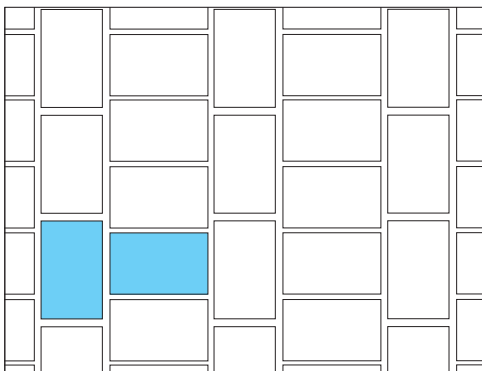
6x24 100%
8x24 100%
9x18 100%
12x18 100%
12x24 100%




6x24 100%
8x24 100%
9x18 100%
12x18 100%
12x24 100%



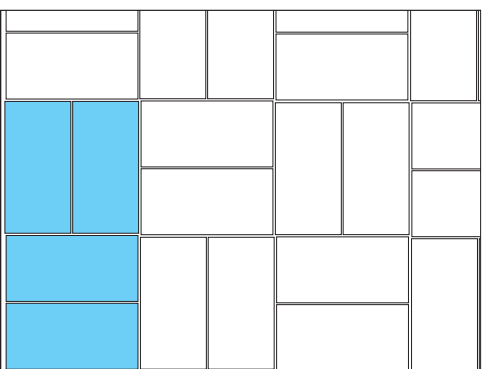
9x18 100%
12x18 100%
12x24 100%



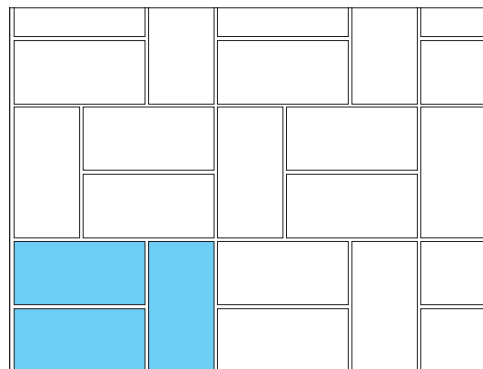
9x18 100%
12x18 100%
12x24 100%



9x18 100%
12x18 100%
12x24 100%




9x18 100%
12x18 100%
12x24 100%

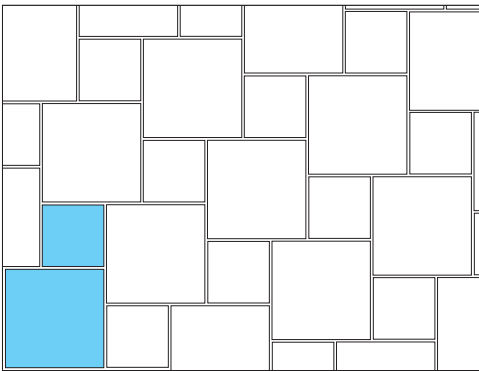


9x18 100%
12x18 100%
12x24 100%

Two Tile Patterns



Shown: Formations 25282 6x6 Boulder 25282 18x18 Boulder 2522B/16x6 Geyser Insert Cold



6x6 20.00%
12x12 80.00%

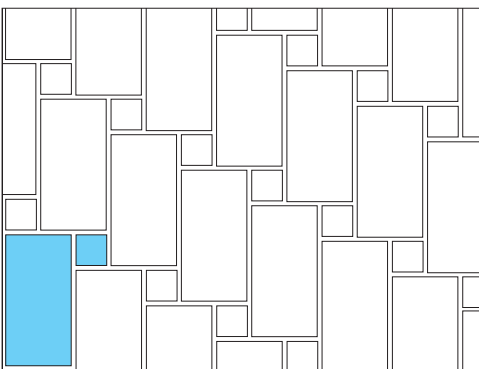
12x12 30.77%
18x18 69.23%

6x6 10.00%
18x18 90.00%

12x12 20.00%
24x24 80.00%

6x6 05.88%
24x24 94.12%

18x18 36.00%
24x24 64.00%



6x6 11.11%
12x24 88.89%

12x12 33.33%
12x24 66.67%

18x18 66.67%
9x18 33.33%

6x6 14.29%
12x18 85.71%

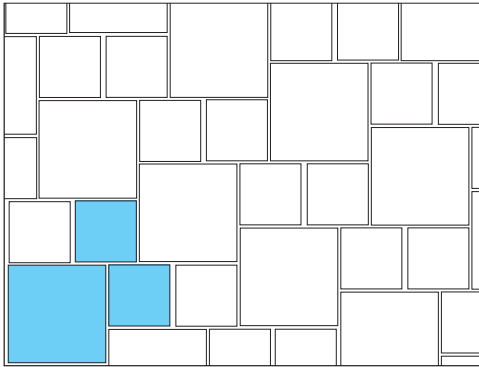
12x12 40.00%
12x18 60.00%

24x24 66.67%
12x24 33.33%

6x6 18.18%
9x18 81.82%

18x18 60.00%
12x18 40.00%

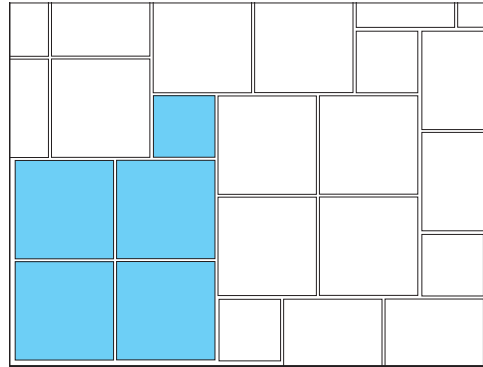
Two Tile Patterns [continued]



6x6 33.33%
12x12 66.67%

12x12 47.06%
18x18 52.94%

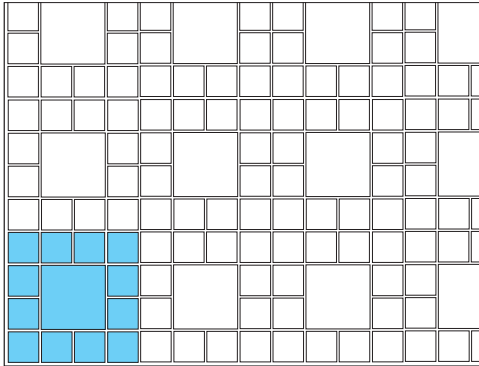
18x18 52.94%
24x24 47.06%



6x6 05.88%
12x12 94.12%

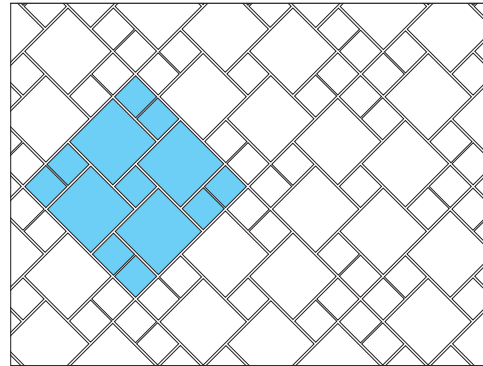
12x12 10.00%
18x18 90.00%

18x18 12.33%
24x24 87.67%



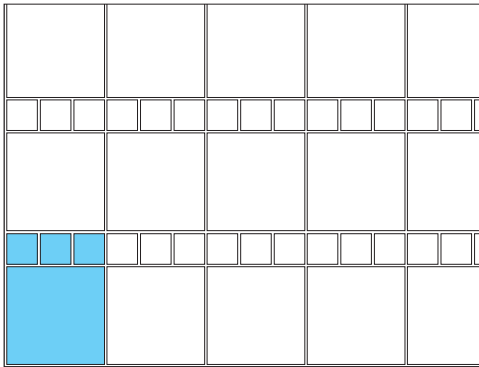
6x6 75.00%
12x12 25.00%

12x12 75.00%
24x24 25.00%

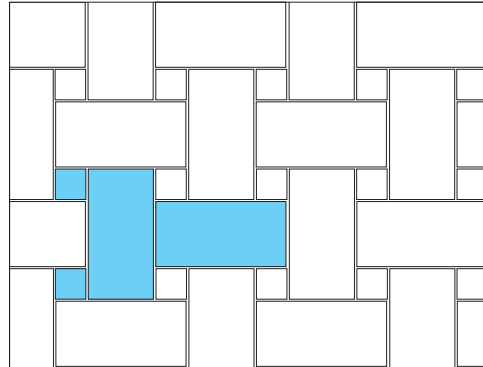


6x6 36.00%
12x12 64.00%

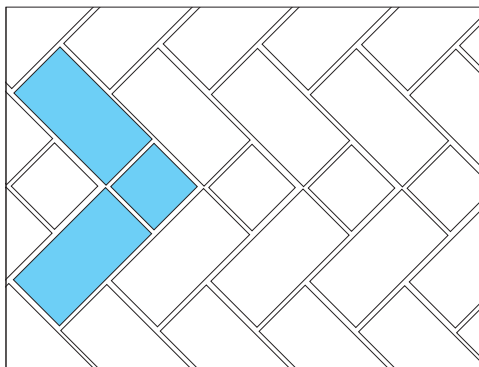
12x12 36.00%
24x24 64.00%



6x6 25.00%
18x18 75.00%




6x6 11.11%
12x24 88.89%



9x18 50.00%
18x18 50.00%

12x12 20.00%
12x24 80.00%

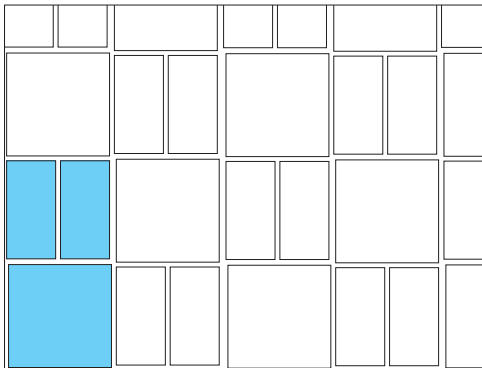


9x18 33.33%
18x18 66.67%

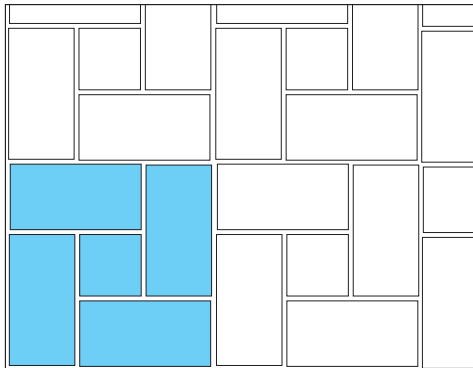
12x18 40.00%
18x18 60.00%

12x24 33.33%
24x24 66.67%

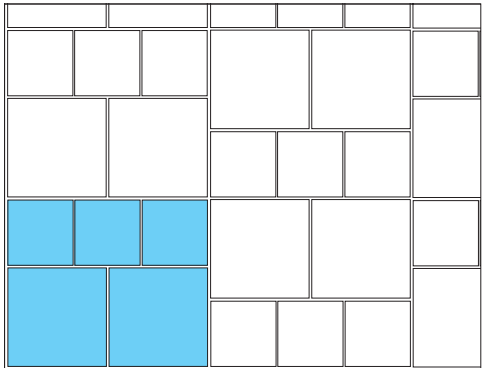
Two Tile Patterns [continued]



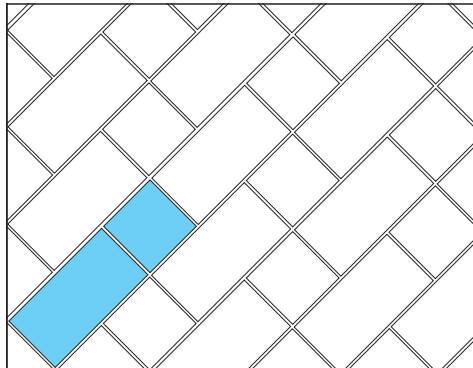
9x18 50.00%
18x18 50.00%
12x24 50.00%
24x24 50.00%



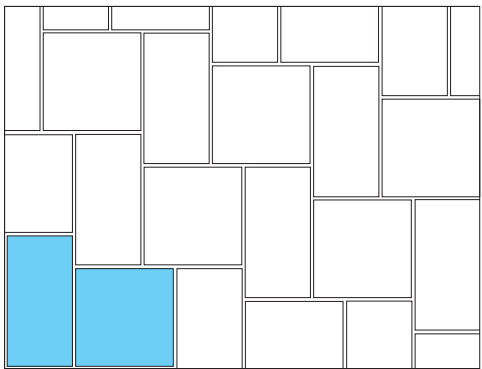
12x12 11.11%
12x24 88.89%



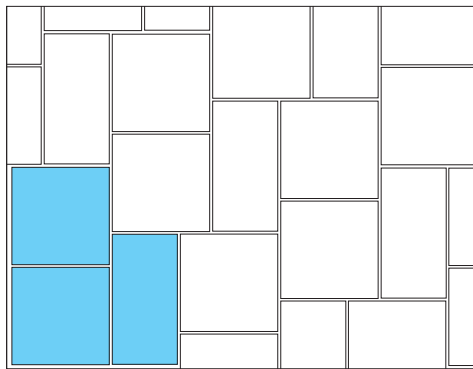
12x12 40.00%
18x18 60.00%



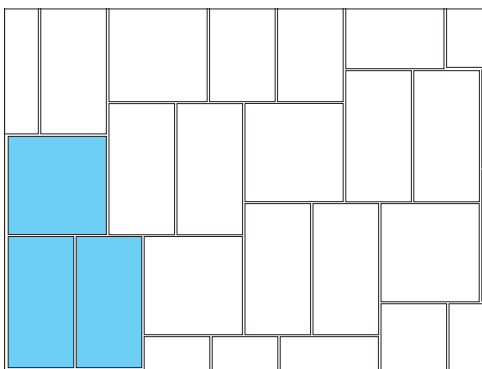
12x12 33.33%
12x24 66.67%
12x12 40.00%
12x18 60.00%



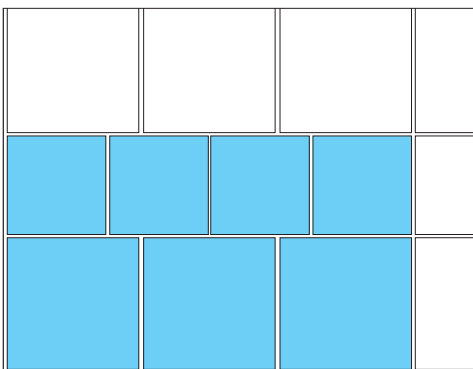
12x24 47.06%
18x18 52.94%



12x24 30.77%
18x18 69.23%



12x24 64.00%
18x18 36.00%

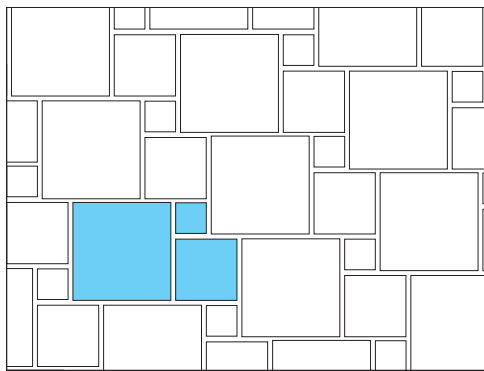


18x18 42.86%
24x24 57.14%

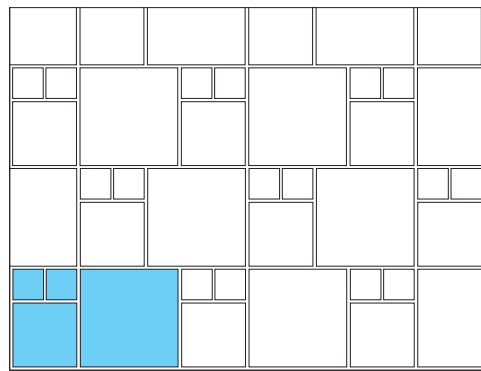
Three Tile Patterns



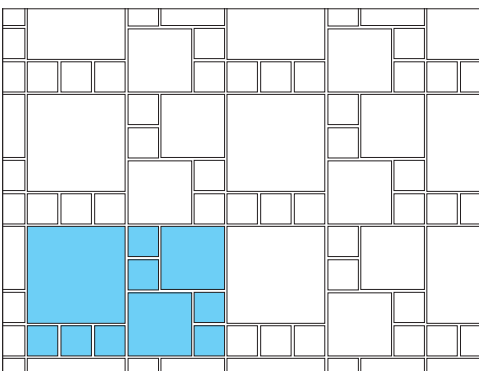
Shown: Urbanite 23882 12x12 Clay 23882 12x24 Clay 23882 24x24 Clay



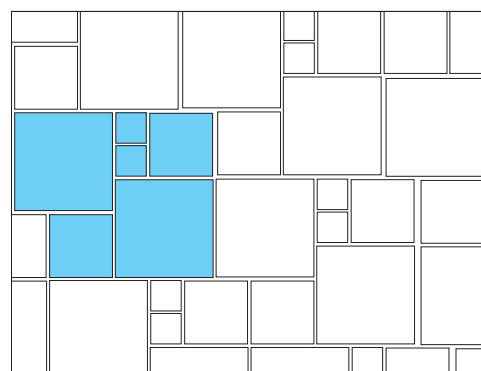
6x6 07.14%
12x12 28.57%
18x18 64.29%



6x6 13.33%
12x12 26.67%
18x18 60.00%

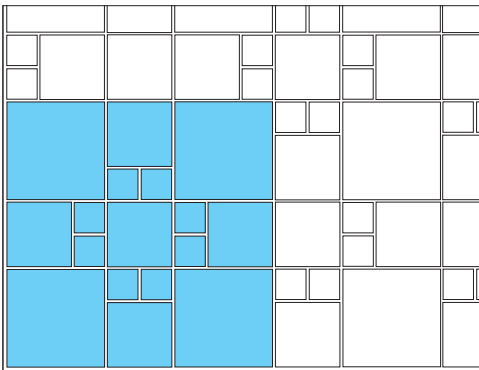


6x6 29.17%
12x12 33.33%
18x18 37.50%

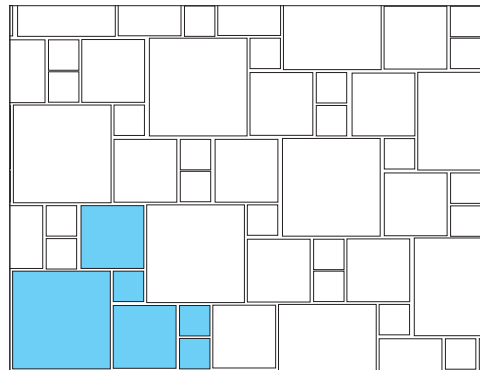


6x6 07.14%
12x12 28.57%
18x18 64.29%

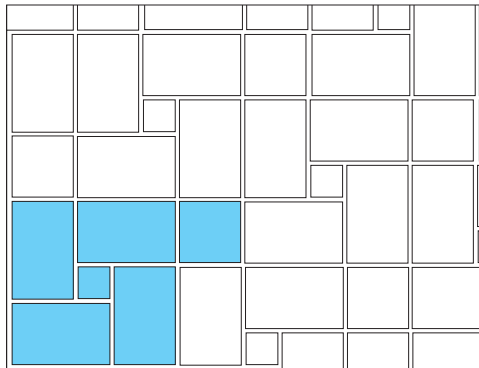
Three Tile Patterns [continued]



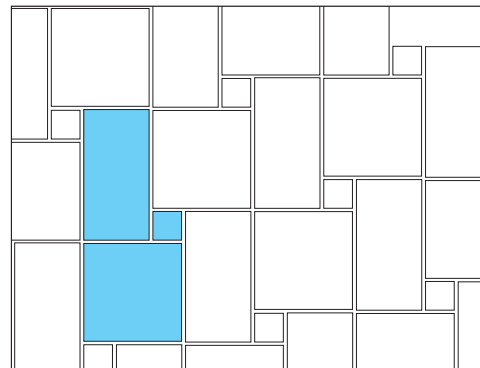
6x6 13.33%
12x12 26.67%
18x18 60.00%



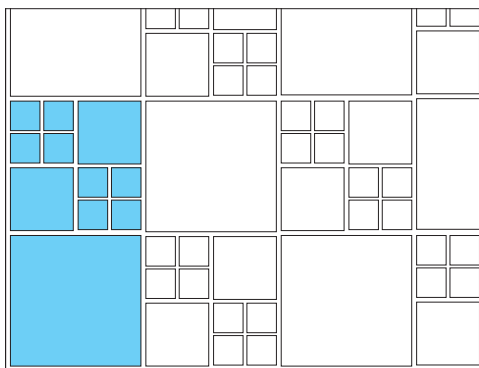
6x6 15.00%
12x12 40.00%
18x18 45.00%



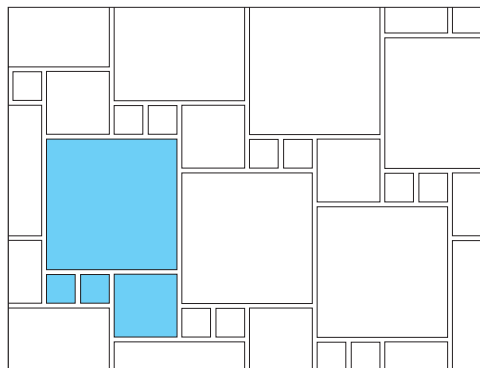
6x6 03.45%
12x12 13.79%
12x18 82.76%



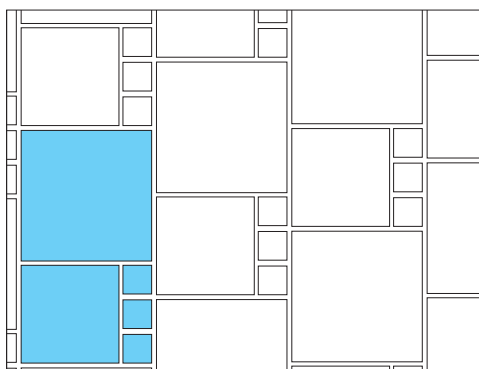
6x6 05.56%
12x24 44.44%
18x18 50.00%



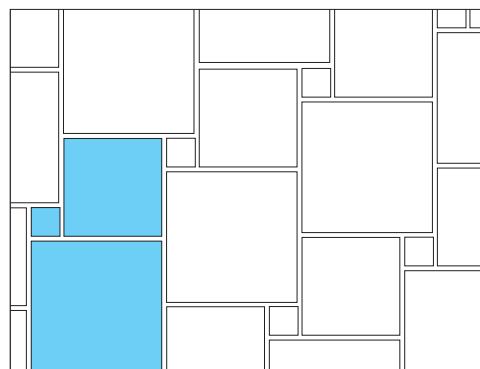
6x6 25.00%
12x12 25.00%
24x24 50.00%



6x6 09.09%
12x12 18.18%
24x24 72.73%

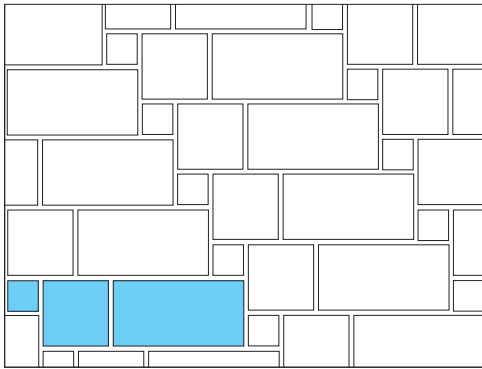


6x6 10.71%
18x18 32.14%
24x24 57.15%

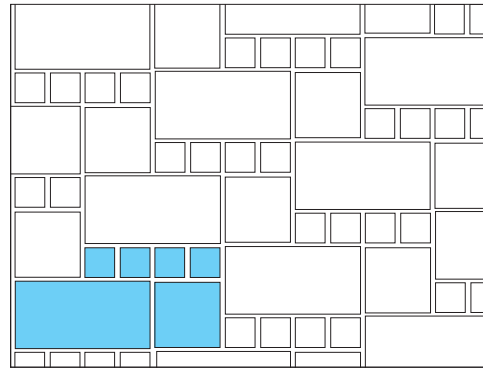


6x6 03.85%
18x18 34.61%
24x24 61.54%

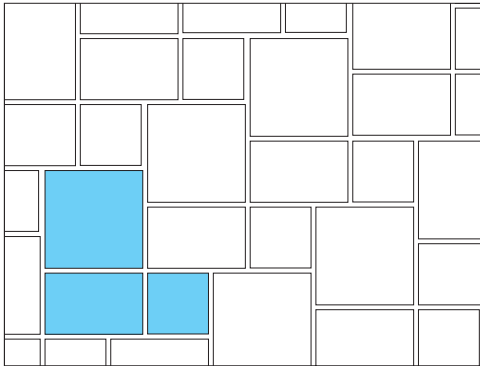
Three Tile Patterns [continued]




6x6 07.69%
12x12 30.77%
12x24 61.54%



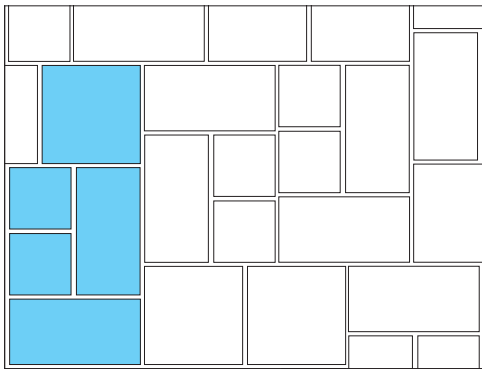
6x6 25.00%
12x12 25.00%
12x24 50.00%



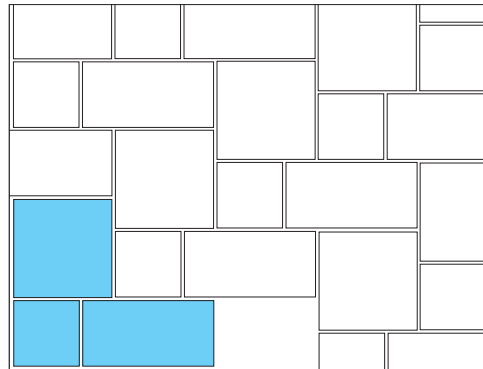
12x12 21.05%
12x18 31.58%
18x18 47.37%



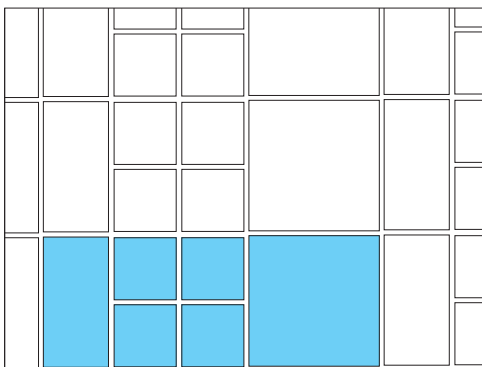
12x12 13.33%
12x24 26.67%
18x18 60.00%



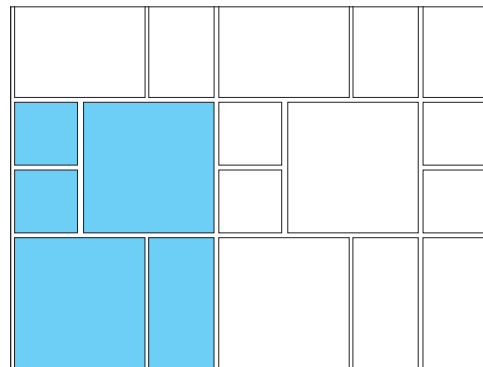
12x12 24.24%
12x24 48.48%
18x18 27.28%



12x12 19.05%
12x24 38.09%
18x18 42.86%

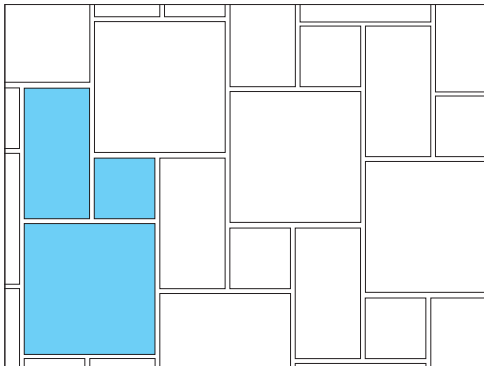


12x12 25.00%
12x24 25.00%
24x24 50.00%

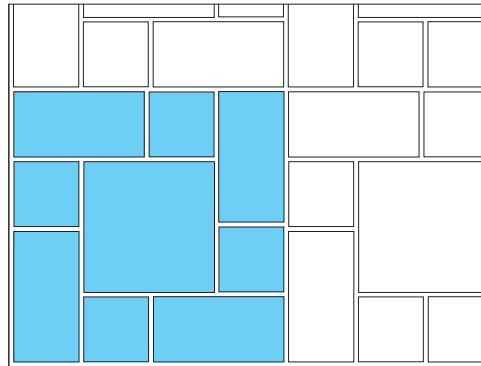


12x12 16.67%
12x24 16.67%
24x24 66.66%

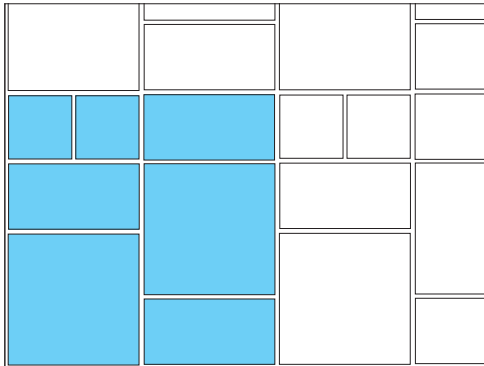
Three Tile Patterns [continued]




12x12 14.29%
12x24 28.57%
24x24 57.14%



12x12 25.00%
12x24 50.00%
24x24 25.00%



12x12 12.50%
12x24 37.50%
24x24 50.00%

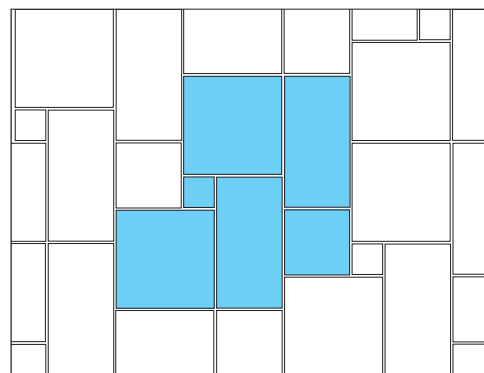
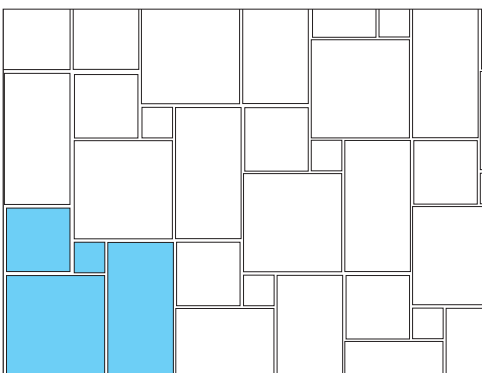
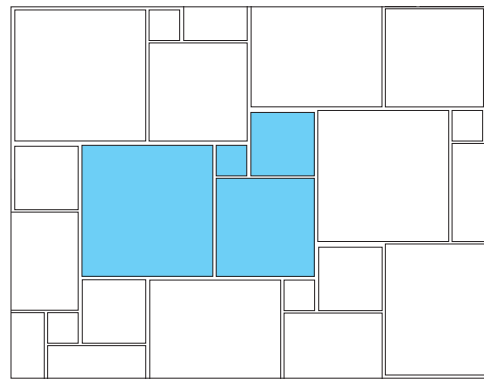
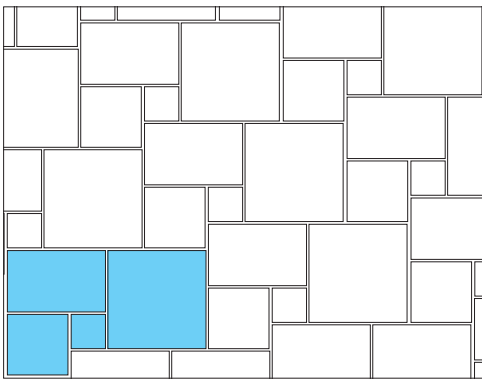


12x12 04.00%
12x24 32.00%
24x24 64.00%

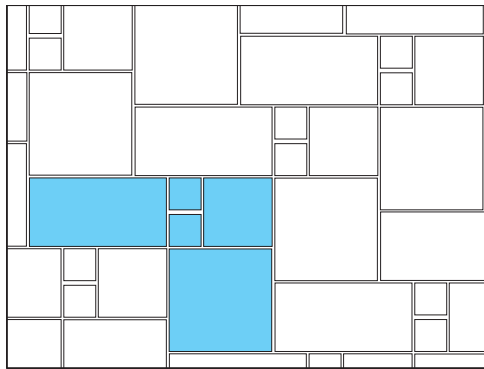


Shown: Highlands 23702P 6x6 Dover 23702P 12x12 Dover 23702P 12x18 Dover

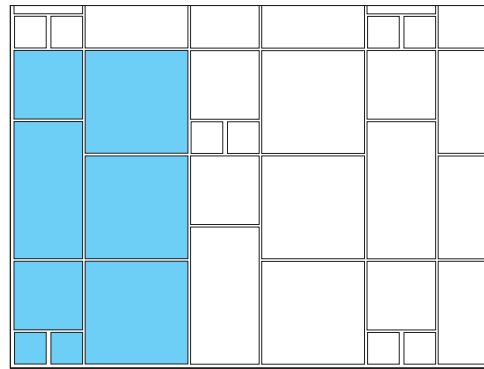
Four Tile Patterns



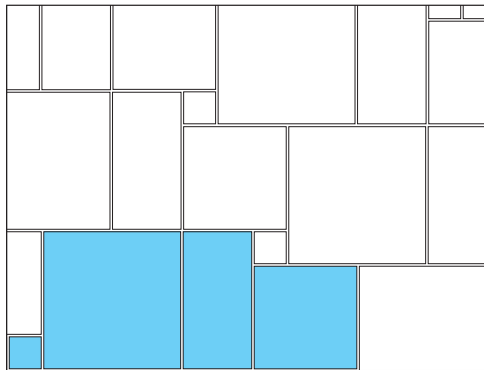
Four Tile Patterns [continued]



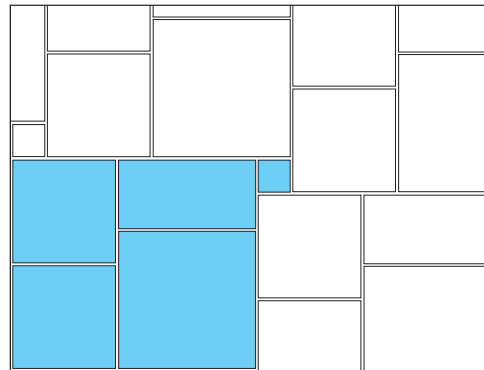
6x6 08.70%
12x12 17.39%
12x24 34.78%
18x18 39.13%



6x6 04.44%
12x12 17.78%
12x24 17.78%
18x18 60.00%



6x6 02.94%
18x18 26.47%
12x24 23.53%
24x24 47.06%



6x6 02.33%
18x18 41.86%
12x24 18.60%
24x24 37.21%



Shown: Highlands 23755P 6x6 Terra 23755P 12x12 Terra 23755P 12x18 Terra 23755P 18x18 Terra



www.floridatile.com